

Netbridge 5N-18

Netbridge's 5N-18 delivers the highest performance and stability available in the 5 GHz CPE class. This product combines a highly advanced radio core containing MIMO 2x2 technology with an integrated, high-gain, dual polarization directional antenna. The feature-rich operating system is optimized for ultra-high performance wireless communications while optionally allowing compatibility with older 802.11 a standard devices.

The smart dynamic polling based protocol (iPoll 3) ensures reliable communication even in congested areas with 64 client devices connected to a base-station.


Equipped with Netbridge's dual firmware image feature, remote software upgrades are assured even if a power failure interrupts the process. The device will restart using the prior firmware in the event of an upgrade failure.

The enclosure is made of polycarbonate plastic with UV inhibitors to provide years of outdoor exposure in direct sunlight without cracking. The Netbridge 5N-18 was designed and tested to meet an IP-66 rating as well as vibration, temperature, drop, salt, fog, and electrical surge standards to ensure a high level of reliability unsurpassed in the industry. It is equipped with a grounding lug and a grounded 24-volt PoE to allow a professional installation, resistant to electrical surges.



New form factor

The shape of the enclosure is now smaller, lighter but retains the IP-66 weather protection rating. Smaller packaging reduces freight costs and makes them less obvious. The new design has no metal parts, which makes them lighter and corrosion resistant.



New mounting

The adjustable mounting bracket is very easy to assemble and install. It consists of two easy to connect parts that allow tilting the device up and down when installing on a pole. A metal strap is included to securely tighten the device. This design includes additional reinforcements and thicker materials to ensure survival in extreme climate conditions.

OS

The Netbridge OS is a highly functional and easy to use operating system. This powerful and flexible operating system ensures flawless operation of all Netbridge hardware devices and effortless setup for those deploying the networks.

- Smart polling data transmission protocol (iPoll 3)
- Dual-firmware image support
- Responsive HTML 5 based GUI
- 170 Mbps capacity
- 80,000 PPS rate
- IPv6 support
- WNMS compatible

Specifications

Product/ distance recommendation	PTMP mode	PTP mode	PTP mode (full capacity)
Netbridge Airjet 5N-18	10 km/ 6.21 mi	15 km/ 9.32 mi	8 km/ 4.97mi

Wireless

WLAN standard	IEEE 802.11 a/n, iPoll (proprietary)
Radio mode	MIMO 2x2
Radio frequency band	5.150 - 5.850 GHz (FCC 5.150 - 5.250 and 5.725 - 5.850 GHz)
Transmit power	Up to 29 dBm (country dependent)
Receive sensitivity	Varying between -97 and -75 dBm depending on modulation
Channel size	5,10, 20, 40 MHz
Modulation schemes	802.11 a/n: OFDM (64-QAM, 16-QAM, QPSK, BPSK)
Data rates	802.11 n: 300, 270, 240, 180, 120, 90, 60, 30 Mbps 802.11 a: 54, 48, 36, 24, 18, 12, 9, 6 Mbps
Error correction	FEC, Selective ARQ
Duplexing scheme	Time division duplex

Receive sensitivity (dBm)	802.11N/ iPoll (20/ 40 MHz)	15 Mbps	30 Mbps	45 Mbps	60 Mbps	90 Mbps	120 Mbps	135 Mbps	150 Mbps
		-97	-95	-93	-88	-85	-81	-79	-77
802.11a	6 Mbps	9 Mbps	12 Mbps	18 Mbps	24 Mbps	36 Mbps	48 Mbps	54 Mbps	
	-97	-97	-95	-93	-90	-86	-82	-81	
Output power (dBm - combined)	802.11N/ iPoll (20/ 40 MHz)	15 Mbps	30 Mbps	45 Mbps	60 Mbps	90 Mbps	120 Mbps	135 Mbps	150 Mbps
		29	28	28	28	27	27	25	24
802.11a	6 Mbps	9 Mbps	12 Mbps	18 Mbps	24 Mbps	36 Mbps	48 Mbps	54 Mbps	
	29	29	29	29	29	27	26	25	

Antenna

Type	Integrated dual-polarized directional panel antenna
Gain	20 dBi

Wired

Interface	10/100 Base-T, RJ45
-----------	---------------------

Software

Wireless operating modes	Access point (auto WDS), access point (iPoll 3), station (WDS, iPoll 3), station (ARP NAT)
Wireless techniques	Smart station polling, smart auto-channel, adaptive auto modulation, automatic transmit power control (ATPC)
Wireless security	WPA/WPA2 personal, WPA/WPA2 enterprise, WACL, user isolation
Wireless QoS	4 queues prioritization on iPoll 3
Network operating modes	Bridge, router IPv4, router IPv6
Network techniques	Routing with and without NAT, VLAN
WAN protocols	Static IP, DHCP client, PPPoE client
Services	DHCP server, SNMP server, NTP client, router advertisement daemon, ping watchdog
Management	HTTP(S) GUI, SSH, SNMP read, WNMS, Telnet
Tools	Site survey, link test, antenna alignment

Physical

Dimensions	216 mm (8.5 "), 184 mm (7.2 "), 80 mm (3.1 ")
Weight	413 g (0.91 lb)
Mounting	Pole mounting bracket included

Power

Power supply	12 - 24 VDC passive PoE (24 V passive PoE adapter is included in the package)
Power source	100 – 240 VAC
Power consumption (max)	4.5 W

Environmental

Operating temperature	-40°C (-40 F) ~ +65°C (+149 F)
Humidity	0 ~ 90 % (non-condensing)

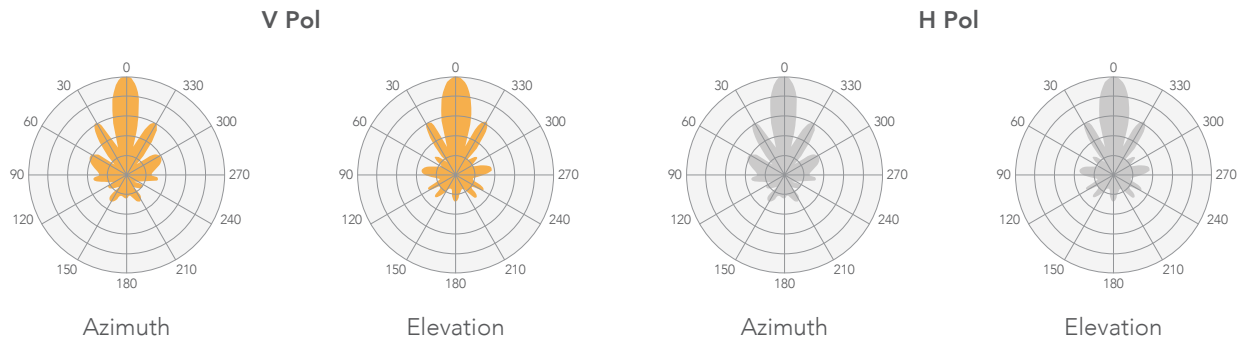
Management

System monitoring	SNMP v1/2c/3 server, Syslogs, system alerts via e-mail and SNMP trap
-------------------	--

Regulatory

Certification	FCC/IC/CE
---------------	-----------

Antenna specifications



Internal antenna

Frequency range	5.1 - 5.9 GHz
Gain	20 dBi
Polarization	Dual linear
Cross-pol Isolation	27 dBi
VSWR	<1.8
Azimuth beamwidth (H pol)	16 deg
Azimuth beamwidth (V pol)	16 deg
Elevation beamwidth	16 deg

LinkCalc™

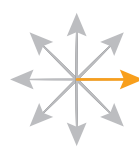
Link calculator is a link planning tool available online. The link calculator allows users to calculate link performance expectations taking into account geographical information, distance between the units, antenna height and gain, transmit power, and other factors in order to choose the most suitable product available from the Netbridge and Netbridge extensive product portfolios. In addition, custom calculations using other vendors' equipment specs can be used, making link calculator the ultimate link planning tool.



Maps integration



Downloadable PDF reports



PTP and PTMP mode support



Online storage for saved calculations



www.mhz.com.tr

Netbridge Airjet 5N-18

Copyright © 2016 Netbridge. All rights reserved. Netbridge, the Netbridge logo, are trademarks of Netbridge. All other company and product names may be trademarks of their respective companies. While every effort is made to ensure the information given is accurate, Netbridge does not accept liability for any errors or mistakes which may arise. Specifications and other information in this document may be subject to change without notice. To learn more about Netbridge products, visit www.mhz.com.tr